
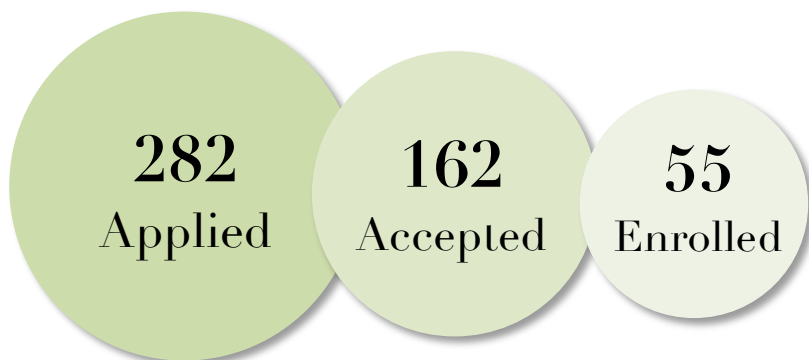


University of Wisconsin-Madison School of Music

Graduate Admissions & Funding Statistics

2014-15



Funding Appointments Awarded to Incoming Students

Collins Fellowship

Cello
Collaborative Piano
Piano Performance
Flute
Bassoon

1 Hunt Quartet position

1 Musicology Fellowship

1 Voice Fellowship

Teaching Assistantship

2 Voice
3 Piano
1 Conducting
1 Trumpet
1 Theory
1 Musicology

Advanced Opportunity

Horn

University Fellowship

Trombone
Piano Performance
Music Theory
Cello

Chancellor's Fellowship

Horn
Oboe
Tuba



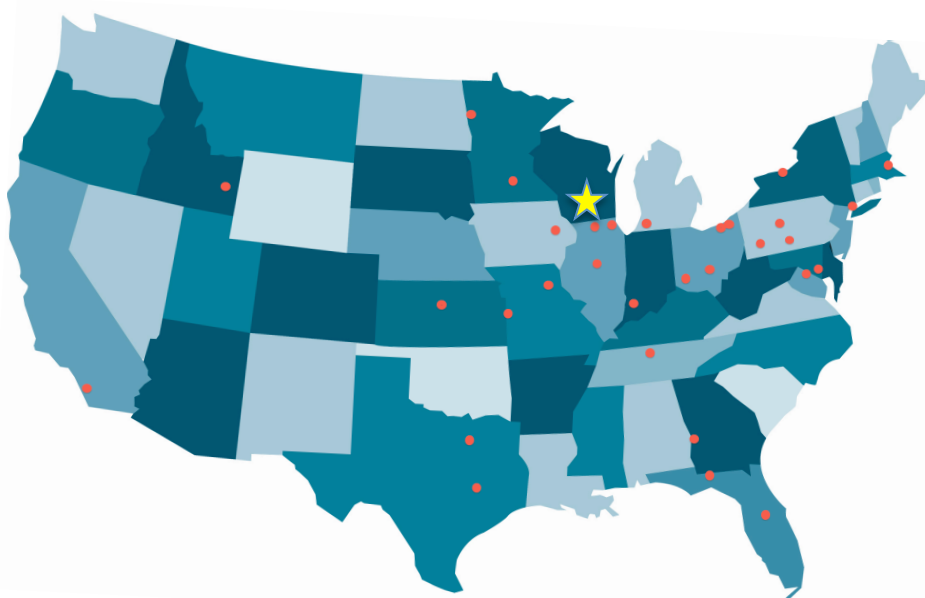
United States	202
In-state	32
Out-of-state	170
Amerindian	3
Asian	7
Black	5
Hispanic	8
White	175
No response	4
Canada	3
Costa Rica	1

Argentina	1
Brazil	1
Colombia	1
Australia	3

Greece	2
Israel	1
Italy	1
Russia	1
Serbia	1
U.K.	1

Brunei	1
China	20
Indonesia	1
Japan	2
Korea	29
Malaysia	1
Singapore	1
Taiwan	6
Thailand	1
Vietnam	1

Where does the incoming class of 2014-15 come from?



United States

Baldwin Wallace University (OH)
California Institute of the Arts
Carnegie-Mellon University (PA)
Cleveland Institute of Music (OH)
Columbus State University (GA)
Dickinson College (PA)
Florida State University
Fort Hays State University (KS)
Idaho State University
Illinois State University
Indiana University
Johns Hopkins University (MD)
The Juilliard School (NY)
Lake Forest College (IL)
Longy School of Music (MA)
Minnesota State University-Moorhead
Northern Illinois University
Ohio State University
Pennsylvania State University
Queens College (NY)
Southern Methodist University (TX)
University of Central Florida
University of Cincinnati (OH)
University of Iowa
University of Maryland-College Park
University of Minnesota-Twin Cities
University of Missouri-Columbia
University of Missouri-Kansas City
University of Rochester (NY)
University of Texas-Austin
Vanderbilt University (TN)
Western Michigan University

Wisconsin

Carthage College (Kenosha)
Lakeland College (Sheboygan)
University of Wisconsin-Madison
University of Wisconsin-Milwaukee
University of Wisconsin-Oshkosh
University of Wisconsin-Platteville
University of Wisconsin-Whitewater
St. Francis de Sales College (Milwaukee)



International

Guangxi Arts Institute (China)
Shenyang Music Conservatory (China)
University of Belgrade (Serbia)
Universidade Federal do Ceara (Brazil)
University of Leeds (United Kingdom)
York University (Canada)



For detailed application and enrollment statistics published by the Graduate School, please visit the following pages and click on “Overall Program Profile”. A PDF showing year-by-year figures from 2004 to 2014 will open in a new window.

Music

https://www.gradsch.wisc.edu/education/academic_programs/detail.html?pID=G687

Music Performance

https://www.gradsch.wisc.edu/education/academic_programs/detail.html?pID=G688

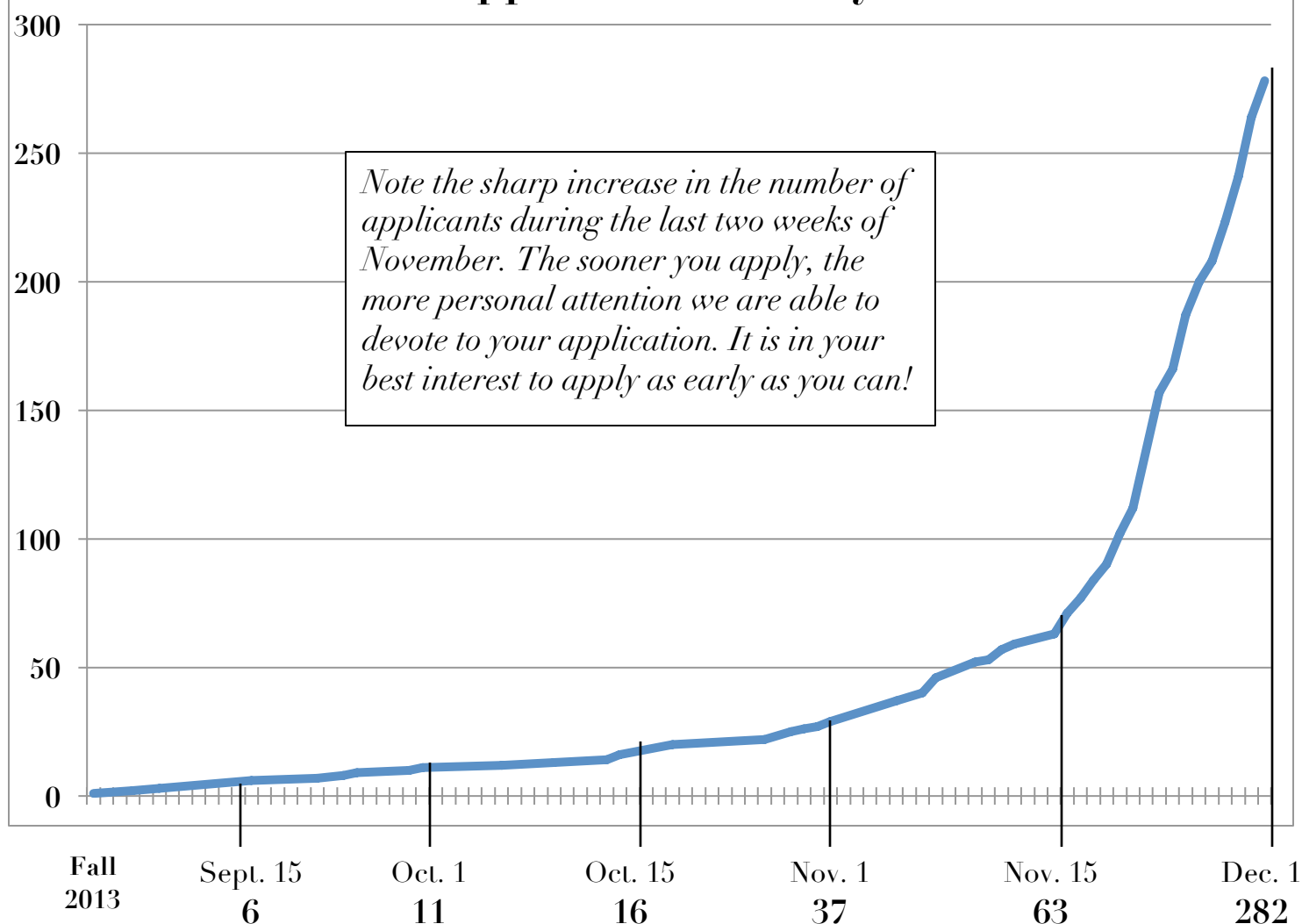
Music Education

https://www.gradsch.wisc.edu/education/academic_programs/detail.html?pID=G697

		Applicants		Admitted		Enrolled	
		Master's	Doctoral	Master's	Doctoral	Master's	Doctoral
BRASS		10	15	8	10	3	5
Euphonium	2	0	2	0	1	0	0
Horn	8	4	4	4	4	2	2
Trombone	7	2	5	1	1	0	1
Trumpet	6	2	4	1	4	0	2
Tuba	2	2	0	2	0	1	0
		25		18		8	
CONDUCTING		6	7	3	2	2	0
Choral	9	4	5	1	1	1	0
Orchestral	0	0	0	0	0	0	0
Wind	4	2	2	2	1	1	0
		13		5		2	
KEYBOARD		25	37	13	17	1	7
Collaborative Piano	12	7	5	6	3	1	1
Organ	2	0	2	0	2	0	1
Piano Perf. & Ped.	9	4	5	3	0	0	0
Piano Performance	39	14	25	4	12	0	5
		62		30		8	
STRINGS		40	18	24	12	8	3
Cello	16	10	6	6	5	3	2
Guitar	2	1	1	1	1	0	0
String Bass	0	0	0	0	0	0	0
String Development	3	3	N/A	2	N/A	0	N/A
Viola	6	3	3	2	2	2	1
Violin	31	23	8	13	4	3	0
		58		36		11	
VOICE		26	9	19	5	11	2
Alto	4	3	1	2	1	2	1
Bass	7	6	1	5	0	3	0
Soprano	17	14	3	9	3	3	0
Tenor	7	3	4	3	1	3	1
		35		24		13	
WOODWINDS		13	6	7	5	2	4
Bassoon	4	4	0	2	0	1	0
Clarinet	3	1	2	1	1	1	0
Flute	8	7	1	4	1	0	2
Multiple Winds	0	0	0	0	0	0	0
Oboe	3	1	2	0	2	0	1
Saxophone	1	0	1	0	1	0	1
		19		12		6	
Composition		10	13	8	9	0	3
		23		17		3	
Percussion		5	8	4	2	1	0
		13		6		1	
Music Education		1	N/A	1	N/A	0	N/A
		1		1		0	
Music Theory		5	10	1	5	0	1
		15		6		1	
Musicology		8	5	4	2	1	1
		13		6		2	
Ethnomusicology		4	1	1	0	0	0
		5		1		0	

Total applicants:	282	136 MM	113 DMA	17 MA	16 PhD
Total admitted:	162	87 MM	62 DMA	6 MA	7 PhD
Total enrolled:	55	28 MM	24 DMA	1 MA	2 PhD

Number of applicants for entry in Fall 2014



Notes for prospective students

- ★ There were a total of **282** applications for graduate study in the School of Music entering in Fall 2014.
- ★ Applications for entry in Fall 2015 will be available starting Tuesday, September 2 and will be due Monday, December 1.
- ★ **All application materials - including transcripts, letters of recommendation, test scores, and other required materials - are due no later than December 1, 2014.**
- ★ An incomplete application file will negatively impact your audition invitation and final admission decision.
- ★ You should plan to submit your application and start gathering your materials at least two weeks before the deadline (November 15). If you wait until December 1 to begin the application, all of your materials will be late.